

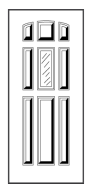

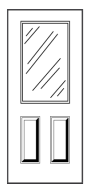
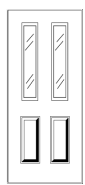

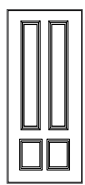
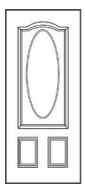
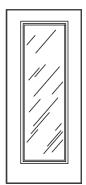

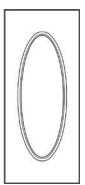
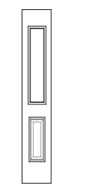
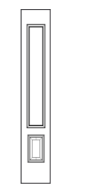
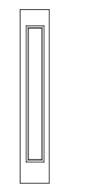
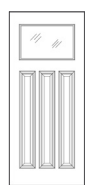

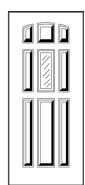

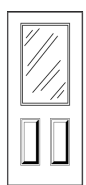
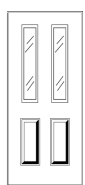

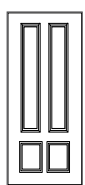
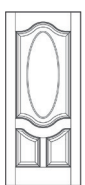
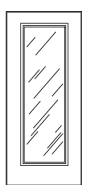

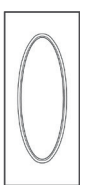
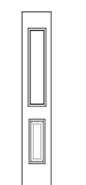
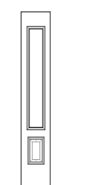
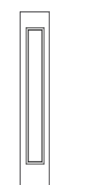


Smooth, Trugrain or Stainable Steel Doors (Steel-Edge)	1/4 Lite				1/2 Lite		3/4 Lite			Full Lite			Sidelites			
																
Description:	Craftsman	1/2 Rnd Top Lite	Center Lite	Twin Top Lite	1/2 Lite	Twin 1/2 Lite	3/4 Lite	Twin 3/4 Lite	3/4 Oval	Full Lite	Twin Full Lite	Full Oval	1/2 Lite	3/4 Lite	Full Lite	
Unit qualifies with:																
Clear (IG)	.24 / .10	.24 / .10	.24 / .10	.24 / .10	.30 / .19	.30 / .19	.34 / .26	.34 / .26	.34 / .26	.39 / .34	.39 / .34	.39 / .34	.25 / .14	.29 / .19	.32 / .23	
Low-E	.22 / .09	.22 / .09	.22 / .09	.22 / .09	.26 / .16	.26 / .16	.28 / .21	.28 / .21	.28 / .21	.32 / .28	.32 / .28	.32 / .28	.23 / .12	.25 / .16	.27 / .20	
Blinds	n/a	n/a	n/a	n/a	.31 / .19	.31 / .19	.36 / .26	.36 / .26	n/a	.41 / .34	.41 / .34	n/a	.26 / .14	.28 / .19	.33 / .23	
Decorative Glass	.22 / .09	.22 / .09	.22 / .09	.22 / .09	.26 / .16	.26 / .16	.29 / .21	.29 / .21	.29 / .21	.34 / .28	.34 / .28	.34 / .28	.23 / .12	.25 / .16	.29 / .20	

Doors with no glass WILL qualify (U-Factor = 0.17)

Smooth or Textured Fiberglass Doors	1/4 Lite				1/2 Lite		3/4 Lite			Full Lite			Sidelites			
																
Description:	Craftsman	1/2 Rnd Top Lite	Center Lite	Twin Top Lite	1/2 Lite	Twin 1/2 Lite	3/4 Lite	Twin 3/4 Lite	3/4 Oval	Full Lite	Twin Full Lite	Full Oval	1/2 Lite	3/4 Lite	Full Lite	
Unit qualifies with:																
Clear (IG)	.24 / .08	.24 / .08	.24 / .08	.24 / .08	.28 / .19	.28 / .19	.32 / .26	.32 / .26	.32 / .26	.36 / .34	.36 / .34	.36 / .34	.28 / .11	.30 / .15	.33 / .20	
Low-E	.22 / .07	.22 / .07	.22 / .07	.22 / .07	.25 / .16	.25 / .16	.27 / .21	.27 / .21	.27 / .21	.30 / .28	.30 / .28	.30 / .28	.26 / .09	.28 / .12	.30 / .16	
Blinds	n/a	n/a	n/a	n/a	.25 / .10	.25 / .10	.27 / .13	.27 / .13	n/a	.30 / .17	.30 / .17	n/a	.28 / .1	.28 / .13	.34 / .17	
Decorative Glass	.22 / .07	.22 / .07	.22 / .07	.22 / .07	.25 / .16	.25 / .16	.27 / .21	.27 / .21	.27 / .21	.31 / .27	.31 / .27	.31 / .27	.26 / .1	.28 / .13	.30 / .17	

Doors with no glass WILL qualify (U-Factor = 0.16 Flush, 0.17 Embossed)

Units qualifies for ENERGY STAR

Timbergrain Fiberglass Doors	1/4 Lite		1/2 Lite	3/4 Lite				Sidelites		
Description:	Craftsman	8 Panel Ctr Lite	1/2 Lite	3/4 Oval 3 Panel	3/4 Oval 2 Panel	3/4 Lite 2 Panel	3/4 Lite 2 Panel Plank	1/2 Lite	3/4 Lite	Full Lite
Unit qualifies with:										
Clear (IG)	.25 / .10	.25 / .10	.29 / .19	.33 / .26	.33 / .26	.33 / .26	.33 / .26	.29 / .11	.32 / .15	.35 / .20
Low-E	.23 / .09	.23 / .09	.26 / .09	.28 / .21	.28 / .21	.28 / .21	.28 / .21	.28 / .1	.29 / .12	.32 / .16
Decorative Glass	.23 / .09	.23 / .09	.26 / .16	.28 / .21	.28 / .21	.28 / .21	.28 / .21	.28 / .1	.29 / .13	.34 / .17

Doors with no glass WILL NOT qualify (U-Factor = 0.19)

U.S. ENERGY STAR criteria for doors

Glazing level	U-factor ¹	SHGC ²	
Opaque	≤ 0.17	no rating	
≤ 1/2 doorlite	≤ 0.25	≤ 0.25	
> 1/2 doorlite	≤ 0.30	Northern North-Central	≤ 0.40
		Southern South-Central	≤ 0.25

Air leakage for Sliding Doors ≤ 0.3 cfm/ft²

Air leakage for Swinging Doors ≤ 0.5 cfm/ft²

Units qualifies for ENERGY STAR